

2009 Rotary Membership Satisfaction Survey

Results Overview



Date: 3/2/2009 10:14 PM PST

Responses: Completes

Filter: No filter applied

Section 1 of 4: GENERAL INFORMATION ABOUT YOU

1. How many years have you been a Rotarian?

<3 year		24	21%
3 to <10 years		34	29%
10+ years		59	50%

2. What's your age bracket?

< 40 years old		10	9%
40 to 49 years old		13	11%
50 to 59 years old		38	32%
60 to 69 years old		35	30%
70 to 79 years old		16	14%
80+ years old		5	4%

3. What's your gender?









Male		85	73%
Female		32	27%

4. How often do you typically attend our weekly meetings?


Every week		82	70%
1 to 2 times per month		29	25%
1 to 2 times per quarter		4	3%
1 to 2 times per year		6	5%

5. If you don't attend weekly, check ALL that apply for the reason(s) why:

--	--	--	--







Cost		5	7%
Time		10	14%
Health		3	4%
Schedule Conflict		39	55%
Work Demands		52	73%
Out of Town		34	48%
Meetings Not Valuable/Relevant		5	7%
Other, please specify		7	10%

6. Select the status that best describes you:

Working full-time		89	76%
Working part-time		5	4%
Seeking work		1	1%
Semi-Retired		10	9%
Retired		13	11%

Section 2 of 4: YOUR OPINIONS ABOUT OUR CLUB

7. On a scale of 1-10, with 10 being a resounding YES, would you recommend our Rotary Club to a friend or business associate?



1		0	0%
2		0	0%
3		0	0%
4		0	0%
5		1	1%
6		5	4%
7		13	11%
8		27	23%
9		19	16%
10		52	44%
Total		117	100%

8. Have you ever recommended our Rotary Club to a friend or business associate?







Yes		104	89%
No		13	11%

Total	117	100%
85 Responses		


9. Our club currently has 135 members. Do you want this number to increase or decrease?

Increase		103	88%
Decrease		14	12%

10. Select the answers that best describe why you joined our Rotary Club. Check ALL that apply:


Generate business		36	31%
Community service		103	88%
Fellowship		84	72%
Friend/Family in Rotary		48	41%
Rotary's reputation		62	53%
Other, please specify		13	11%

11. Does our club meet the needs for why you joined?

Yes		110	94%
No		7	6%
Total		117	100%






54 Responses

12. Do you have complaints about our club?

Yes		46	43%
No		61	57%
Total		107	100%



60 Responses

13. What's the best part(s) of our weekly club meetings? Check ALL that apply:









Programs		92	79%
Recognitions		56	48%
Scholarships/Awards		60	51%
Fellowship		104	89%
Food		13	11%

Other, please specify		17	15%
-----------------------	---	----	-----

14. Would you change anything in our weekly club meetings?

Yes		41	42%
No		56	58%
Total		97	100%
53 Responses			

15. On a scale of 1-10, with 10 being outstanding, how do you rate our weekly programs?

1 VERY POOR		0	0%
2		2	2%
3		0	0%
4		4	3%
5		9	8%
6		11	10%
7		45	39%
8		31	27%
9		8	7%
10 OUTSTANDING		5	4%
Total		115	100%

17. What topics/programs would you find most interesting?

Top number is the count of respondents selecting the option. Bottom % is percent of the total respondents selecting the option.	VERY INTERESTING	SOMEWHAT INTERESTING	NOT INTERESTING	NO OPINION
Political/Social Issues	57 50%	49 43%	3 3%	5 4%
Business	49 44%	48 43%	12 11%	3 3%
Humorous	71 65%	31 28%	6 5%	2 2%
Investing/Economy	50 46%	43 40%	14 13%	1 1%
Historical	59 53%	40 36%	10 9%	2 2%
Biographical	32 29%	61 56%	8 7%	8 7%
Community Interest	66	39	3	3

	59%	35%	3%	3%
Rotary Leaders/District	7 7%	42 39%	45 42%	13 12%
Local Rotary Projects	52 46%	48 42%	11 10%	3 3%
International Rotary Projects	42 38%	52 46%	15 13%	3 3%

18. Do you read our weekly club newsletter?

NEVER		4	3%
OCCASIONALLY		25	21%
OFTEN		43	37%
ALWAYS		45	38%
Total		117	100%

19. Rate our weekly newsletter's value/relevance to you:

NO VALUE		3	3%
SOME VALUE		37	32%
GOOD VALUE		59	50%
HIGH VALUE		18	15%
Total		117	100%









Section 3 of 4: CHARITABLE PROJECTS & PRIORITIES

20. Based on amounts for 2008/2009, rate the appropriateness of our club's charitable spending by category:
Summary of 2008/2009 Charitable Budget

Top number is the count of respondents selecting the option. Bottom % is percent of the total respondents selecting the option.	INSUFFICIENT	ADEQUATE	EXCESSIVE	NO OPINION
Schools/Literacy: \$24,250 or 42% (of spending)	6 5%	63 56%	37 33%	6 5%
Youth Programs: \$8,800 or 15%	26 24%	75 68%	4 4%	5 5%
Scholarships: \$4,500 or 8%	28 26%	73 67%	4 4%	4 4%
Public Safety/Anti-Crime: \$12,400 or 22%	9 8%	63 56%	35 31%	5 4%
Health/Disability Projects: \$1,100 or 2%	28 25%	63 56%	4 4%	17 15%
Vocational Projects:				

\$200 or 0.3%	44 40%	38 35%	3 3%	25 23%
Veterans' Projects: \$0 or 0%	35 33%	35 33%	1 1%	36 34%
Senior Citizens: \$0 or 0%	53 49%	31 28%	1 1%	24 22%
International Projects: \$6,400 or 11%	28 25%	64 57%	16 14%	5 4%

21. On a scale of 1-10, with 10 being completely satisfied, how satisfied are you with how our Rotary Club spends its funds on charitable projects?




1 STRONGLY DISSATISFIED		0	0%
2		0	0%
3		3	3%
4		8	7%
5		9	8%
6		11	10%
7		33	30%
8		32	29%
9		7	6%
10 COMPLETELY SATISFIED		6	6%
Total		109	100%

22. Rate your preference for how you'd like our club's funds used for charitable projects:




Top number is the count of respondents selecting the option. Bottom % is percent of the total respondents selecting the option.	TOP PRIORITY	MEDIUM PRIORITY	LOW PRIORITY	NO OPINION
Schools/Literacy	55 55%	36 36%	5 5%	4 4%
Youth Programs	60 59%	33 33%	4 4%	4 4%
Scholarships	44 43%	44 43%	9 9%	5 5%
Public Safety/Anti-Crime	21 21%	43 42%	32 31%	6 6%
Health/Disability Projects	9 9%	49 48%	36 35%	8 8%
Vocational Projects	17 17%	33 32%	39 38%	13 13%
Veterans' Projects	9 9%	30 30%	45 45%	15 15%

Senior Citizens	17 17%	37 36%	37 36%	12 12%
International Projects	23 22%	40 39%	34 33%	6 6%

24. How much do you know about the purpose and goals of the club's Local Foundation?








KNOW NOTHING		16	14%
KNOW SOMETHING		69	61%
VERY KNOWLEDGEABLE		28	25%
NOT INTERESTED		0	0%
Total		113	100%

26. How much do you know about the purpose and goals of the Rotary International Foundation?

KNOW NOTHING		2	2%
KNOW SOMETHING		80	70%
VERY KNOWLEDGEABLE		32	28%
NOT INTERESTED		0	0%
Total		114	100%









Section 4 of 4: YOUR INVOLVEMENT WITH OUR CLUB

28. Have you ever contributed to club projects/activities? Check ALL that apply:

Participated in a hands-on project		105	91%
Served on a Rotary Committee		103	90%
Served on the Rotary Board		54	47%
Contributed \$ to the Local Foundation		92	80%
Contributed \$ to Rotary International/Paul Harris Fellowship		100	87%
Attended Rotary Socials		102	89%
Helped with Fundraising/Denim & Diamonds		89	77%

Other, please specify		15	13%
-----------------------	---	----	-----

29. Are you interested in contributing to club projects/activities? Check ALL that apply:

Participating in a hands-on project		87	81%
Serving on a Rotary Committee		69	64%
Serving on the Rotary Board		27	25%
Contributing \$ to the Local Foundation		85	79%
Contributing \$ to Rotary International/Paul Harris Fellowship		76	70%
Attending Rotary Socials		78	72%
Helping with Fundraising/Denim & Diamonds		70	65%
Other, please specify		11	10%

30. Rate how you feel about the effectiveness/quality of our club in the following activities:

Top number is the count of respondents selecting the option. Bottom % is percent of the total respondents selecting the option.	INSUFFICIENT	ADEQUATE	EXCESSIVE	NO OPINION
New Member Acquisition	53 47%	55 49%	1 1%	4 4%
New Member Education	35 31%	59 52%	2 2%	17 15%
Member Involvement	37 33%	64 58%	2 2%	8 7%
Listening/Acting on Member Concerns	16 14%	71 63%	1 1%	24 21%
Local Service Projects	26 24%	76 69%	2 2%	6 5%
International Service Projects	23 21%	65 58%	11 10%	13 12%
Fundraising	19 17%	74 66%	13 12%	6 5%
Website/Communications	30 27%	70 62%	1 1%	11 10%
Fellowship & Socials	6	100	1	6

	5%	88%	1%	5%
The Local Foundation	9 8%	78 72%	1 1%	20 19%
Rotary International Foundation	8 7%	77 69%	8 7%	18 16%

31. Indicate your interest in becoming involved in the following:



Top number is the count of respondents selecting the option. Bottom % is percent of the total respondents selecting the option.	ALREADY INVOLVED	MAYBE	YES!	NO
New Member Acquisition	22 23%	31 33%	9 9%	33 35%
New Member Education	12 12%	34 34%	19 19%	34 34%
Member Involvement	19 20%	39 40%	18 19%	21 22%
Listening/Acting on Member Concerns	8 9%	41 44%	19 20%	26 28%
Local Service Projects	27 27%	29 29%	37 37%	8 8%
International Service Projects	12 12%	38 38%	18 18%	33 33%
Fundraising	24 25%	31 32%	12 12%	30 31%
Website/Communications	9 9%	20 20%	9 9%	62 62%
Fellowship & Socials	19 19%	32 33%	21 21%	26 27%
The Local Foundation	15 15%	40 39%	24 24%	23 23%
Rotary International Foundation	9 9%	35 35%	18 18%	38 38%

32. How do you feel about your costs/time associated with membership in our club?







Top number is the count of respondents selecting the option. Bottom % is percent of the total respondents selecting the option.	INSUFFICIENT	ADEQUATE	EXCESSIVE	NO OPINION
Cost of weekly meetings	2 2%	91 81%	18 16%	1 1%
Cost of club dues	1 1%	100 89%	6 5%	5 4%
Amount of club recognitions	8 7%	89 79%	12 11%	4 4%
Financial contributions to Local Foundation	12	85	2	13

	11%	76%	2%	12%
Financial contributions to Rotary Int'l Foundation	7 6%	79 72%	13 12%	10 9%
Time spent on service projects	24 22%	78 71%	1 1%	7 6%
Time spent on fundraising projects	10 9%	81 73%	13 12%	7 6%



33. Do you feel welcome in our Rotary Club?

Yes		113	97%
No		4	3%
Total		117	100%
62 Responses			



34. How does your spouse/partner/family feel about your involvement with Rotary? Check ALL that apply:

Takes too much of my time		12	12%
Costs too much		16	16%
Proud of my involvement		76	75%
Wants to know more/be involved		7	7%
Seeks interaction with other Rotary spouses/partners/family		17	17%
Other, please specify		20	20%

35. Are you likely to leave our club within the next two years?



Yes		17	15%
No		100	85%
Total		117	100%
38 Responses			

37. Would you like someone to contact you about your responses?

Yes		10	10%
No		91	90%
Total		101	100%
15 Responses			

38.

A limited number of club members will have the opportunity to participate in a focus group, designed to support creation of a 5-year road map for the club. Are you interested in participating in this focus group?

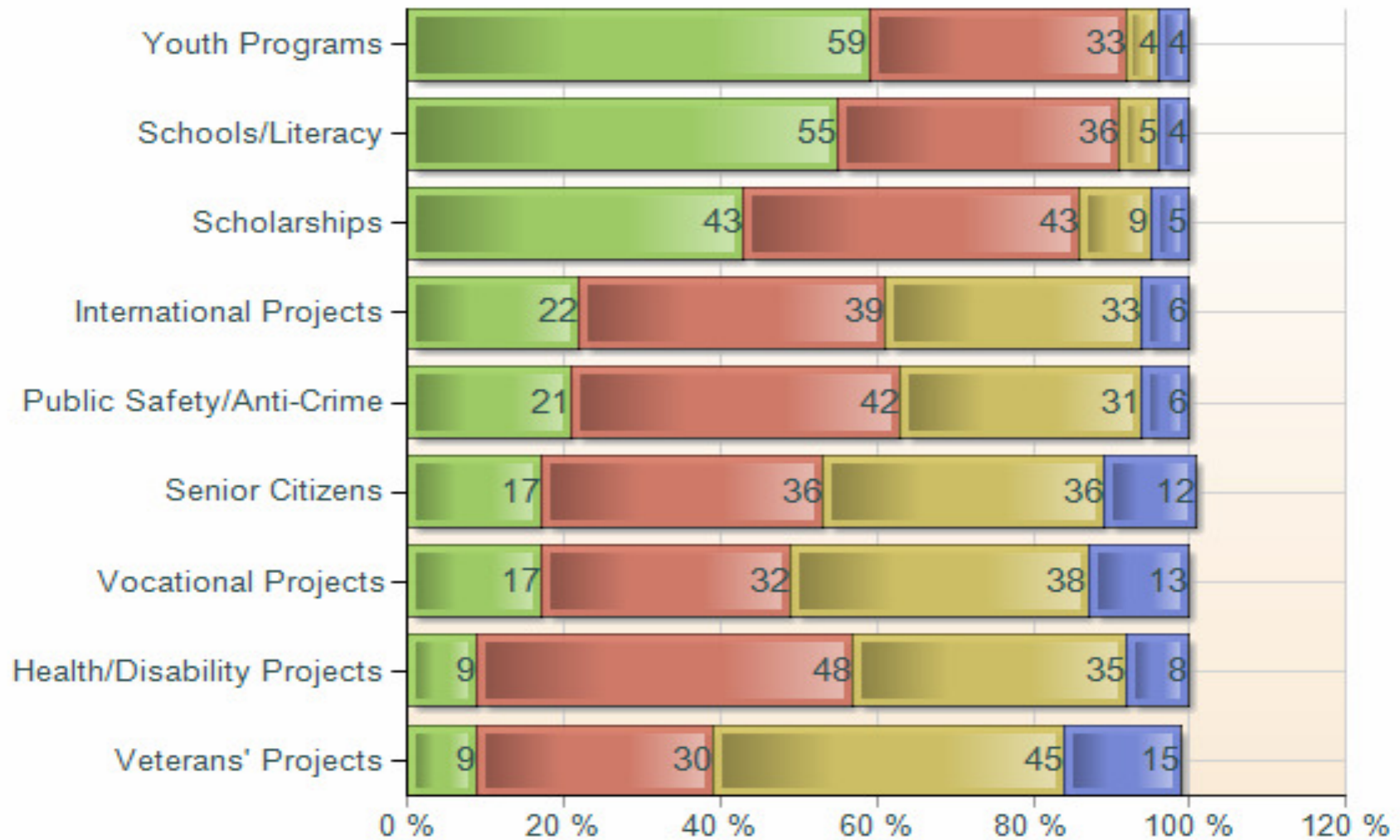
Yes		46	39%
No		71	61%
Total		117	100%

[Products & Services](#) | [About Us](#) | [Support/Help](#) | [Zoomerang Forums](#)

© 2009 Copyright MarketTools Inc. All Rights Reserved. | [Privacy Policy](#) | [Terms Of Use](#)

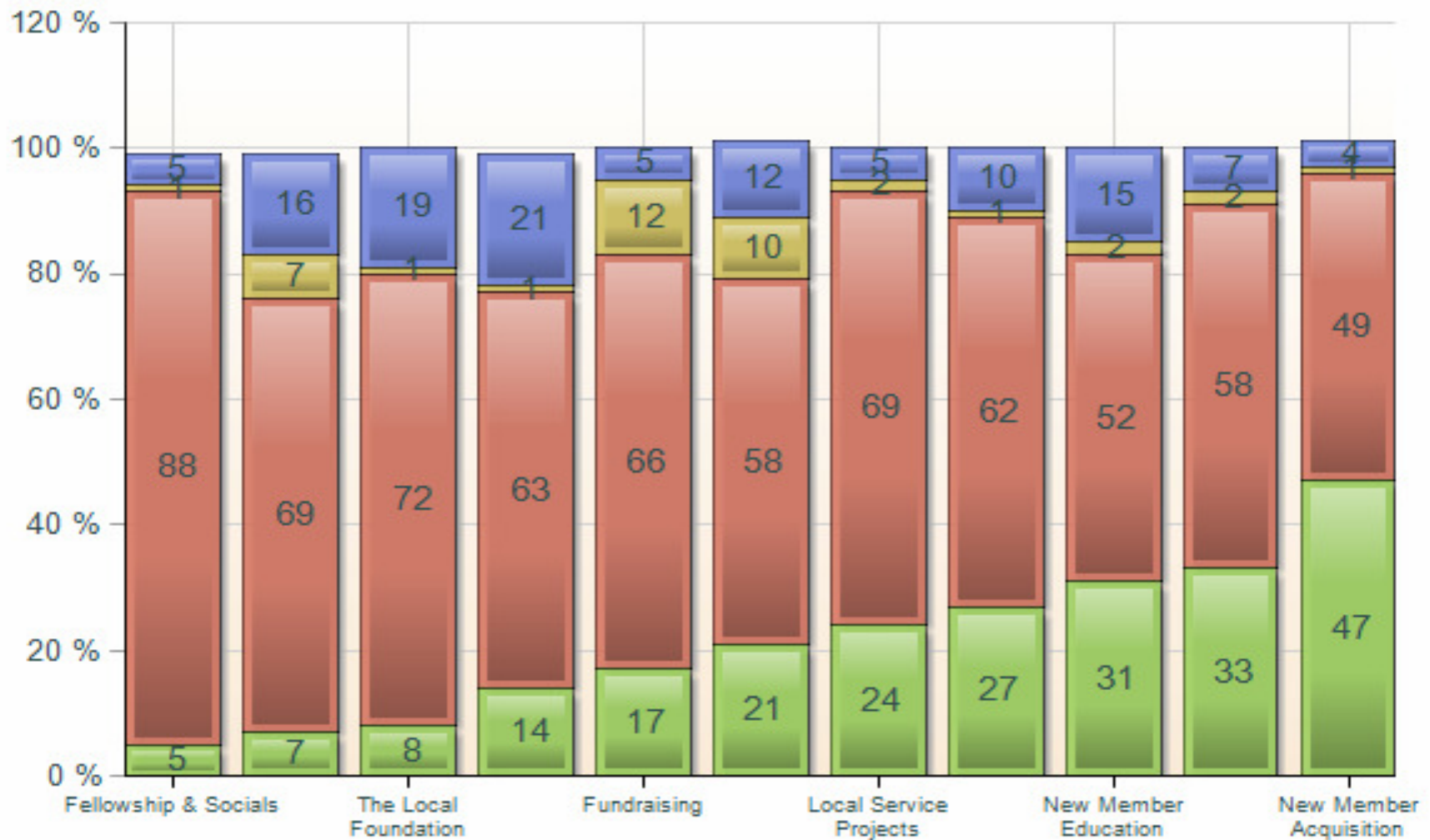
Rate your preference for how you'd like our club's funds used for charitable projects:

TOP PRIORITY MEDIUM PRIORITY LOW PRIORITY NO OPINION



Rate how you feel about the effectiveness/quality of our club in the following activities:

■ INSUFFICIENT
 ■ ADEQUATE
 ■ EXCESSIVE
 ■ NO OPINION



How do you feel about your costs/time associated with membership in our club?

■ INSUFFICIENT
 ■ ADEQUATE
 ■ EXCESSIVE
 ■ NO OPINION

